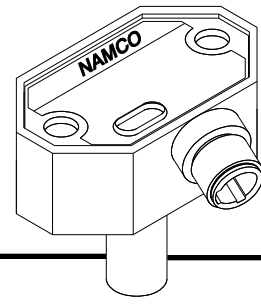


**Weld
Field
Immune**

C2™ Cylindicator® Sensors

**DC
AC/DC**



Proximity Sensors

- Low Mass - Less Susceptible to Damage from Shock and Vibration
- Lowest Profile Cylinder Sensor on the Market
- Weld Field and Electrical Noise Immunity
- 300 PSI Continuous Pressure Rating
- Single Piece Rugged Die-Cast Housing
- Tested to over 20 Million Switching Cycles
- Purpose-Designed Housings and Materials
- Standard Latching Short Circuit Protection (SCP), Non-Latching Available in DC Models

As the leader in end-of-stroke cylinder position sensing for over 18 years, Namco is proud to introduce the newest member of the Namco Cylindicator series: the C2™ Cylindicator® sensor.

Many developments in cylinder position sensing have resulted in sophisticated, overly-complicated sensors. The C2 sensor, on the other hand, is a “back to basics” design. This new design capitalizes on the real needs of the pneumatic power clamp cylinder user.

	3-Pin Micro	4-Pin Euro	
	2-W, 20-150V AC/DC, N.O. 1.7mA Leakage Current Latching SCP	3-W, 10-30V DC, N.O., Sourcing (PNP) 10µA Leakage Current Latching SCP	Non-Latching SCP
Probe Length	EE230-	EE210-	EE210-
1.025"	EE230-60420	EE210-60444	EE210-60404
1.250"	EE230-61320	EE210-61344	EE210-61304
1.500"	EE230-62320	EE210-62344	EE210-62304
1.750"	EE230-63320	EE210-63344	EE210-63304
2.062"	EE230-68720	EE210-68744	EE210-68704
2.875"	EE230-67820	EE210-67844	EE210-67804
3.775"	EE230-69020	EE210-69044	EE210-69004
4.560"	EE230-68620	EE210-68644	EE210-68604

Protected by the
NAMCO
Lifetime Replacement Program

Common Sensor Characteristics

C2 CYLINDRATOR® SENSORS		
Nominal Sensing Range (±10%)	0.080"	
Supply Voltage	10-30V DC	20-150V AC/DC
Voltage Drop	≤ 2.5V @ 200mA	≤ 10V
	≤ 2.0V @ ≤ 100mA	
Max. Load Current @ 25°C	200mA	
Inrush Current (rms 1Hz)	-	1.5A
Leakage Current	10µA	1.7mA
Max. Continuous Pressure	300 psi	
Response Time	30ms	
Power-up Time	35ms to 45ms	
Max. Switching Frequency	15Hz	
Ambient Temp. Range	-25°C to 70°C (-13°F to 158°F)	

LED Functions

	10-30V DC		20-150V AC/DC	
	Green	Amber	Red	Green
Power Off	Off	Off	Off	Off
Power On Load De-energized	On	Off	On	Off
Power On Load Energized	On	On	Off	On
*SCP Mode Activated	Both Flashing		Both Flashing	

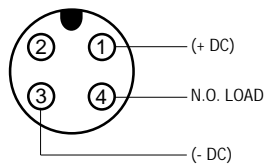
*Short Circuit Protection: If the sensor is shorted, the sensor's Short Circuit Protection (SCP) will be activated. When this occurs, both LEDs will flash and the sensor will limit current flow to about 2.0mA.

Circuit Drawings

EURO CONNECTOR MODELS

Male view shown

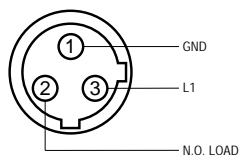
3 Wire DC N.O.



MICRO CONNECTOR MODELS

Male view shown

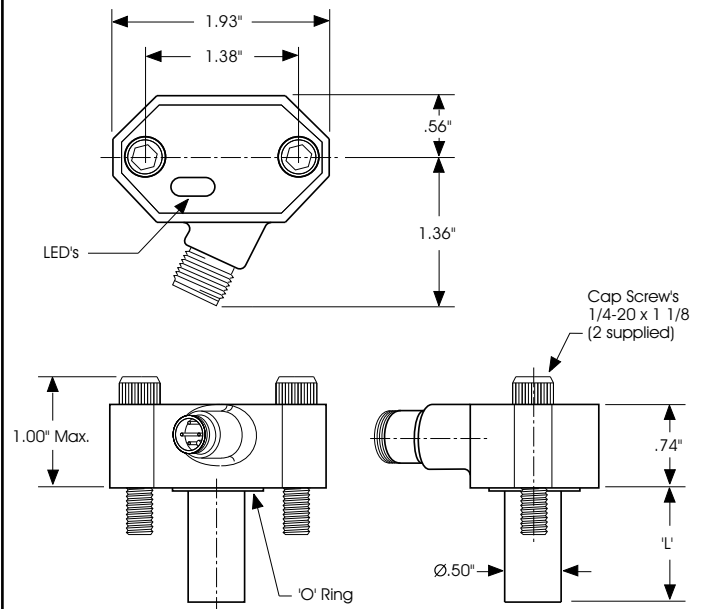
2 Wire AC/DC N.O.



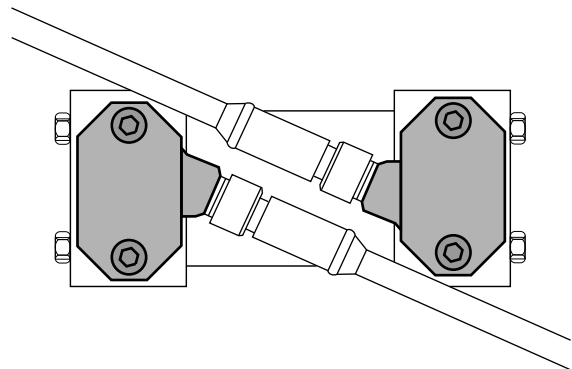
Dimensional Drawings

DC, AC/DC

C2 LOW PROFILE



TYPICAL INSTALLATION



NAMCO

2013 West Meeting Street • Lancaster, SC 29720
1-803-286-8491 • FAX: 1-800-678-6263
www.namcocontrols.com

For technical assistance, call 1-800-NAMTECH